

SKF Spherical washers

Straight bolt tensioning for longer endurance



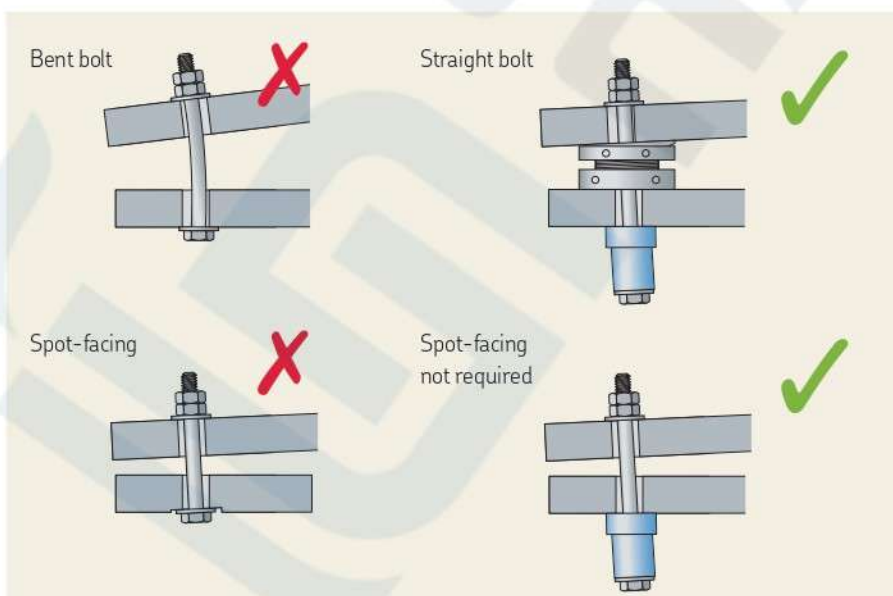
Spherical washers from SKF are designed to create an exact parallel plane between the bolt head and the face of the nut. This spherical washer automatically adjusts to compensate for angle errors and eliminate bolt bending.

The main advantages are:

- It automatically adjusts to compensate for angle errors
- Surface pressure is evenly distributed
- Increased bolt stretch possible due to increased clamping length
- Design and use of high-grade alloy steel provides reliability
- Eliminates bolt bending
- Reduces bolt fatigue
- Avoid spot-facing



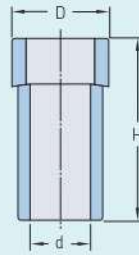
Please contact vibracon@skf.com for more information.



Another major advantage of the spherical washer is that it has been engineered to enable to easily machine down its height. Standard SKF spherical washers come in surface treated alloy steel. SKF stocks the standard height and low profile version. The treated surface gives the SKF spherical washers protection in humid and salty environments.

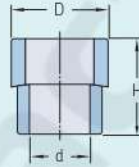
Dimensions

Designation	D		d		H	
	mm	in.	mm	in.	mm	in.
SMSW 16 -ASTR	33	1.3	17	0.67	60	2.36
SMSW 20 -ASTR	42	1.65	23	0.91	60	2.36
SMSW 24 -ASTR	47	1.85	27	1.06	60	2.36
SMSW 27 -ASTR	52	2.05	30	1.18	60	2.36
SMSW 30 -ASTR	56	2.2	34	1.34	60	2.36
SMSW 36 -ASTR	67	2.64	40	1.57	60	2.36
SMSW 42 -ASTR	82	3.23	46	1.81	60	2.36
SMSW 48 -ASTR	92	3.62	52	2.05	60	2.36
SMSW 56 -ASTR	102	4.02	59	2.32	60	2.36
SMSW 64 -ASTR	112	4.41	66	2.60	60	2.36



low profile

Designation	D		d		H	
	mm	in.	mm	in.	mm	in.
SMSW 16LPAST	33	1.3	17	0.67	20	0.79
SMSW 20LPAST	42	1.65	23	0.91	22	0.87
SMSW 24LPAST	47	1.85	27	1.06	24	0.94
SMSW 27LPAST	52	2.05	30	1.18	26	1.02
SMSW 30LPAST	56	2.2	34	1.34	28	1.10
SMSW 36LPAST	67	2.64	40	1.57	30	1.18
SMSW 42LPAST	82	3.23	46	1.81	34	1.34



Line contact



Spherical contact



Industrial spherical washers (DIN) consist of a conical ring and a spherical ring resulting in a line contact with a limited load capacity. SKF Spherical Washers consist of convex and concave rings to create a perfect mating surface and have a high load bearing capacity as result.

Please contact your local SKF Authorised Distributor or SKF sales representative for support, customization or more information about spherical washers from SKF.



Vibracon selection tool

www.mapro.skf.com/vibracon

The SKF Vibracon selection tool provides a calculation tool to determine the most suitable SKF Vibracon check for your application.

Please contact your local SKF Authorised Distributor or SKF sales representative for support, customization or more information about SKF Vibracon.

skf.com | mapro.skf.com | skfvibracon.com

© SKF is a registered trademark of the SKF Group.
App Store is a service mark of Apple Inc. registered in the US and other countries.
Android and Google Play are trademarks of Google Inc.

© SKF Group 2018
The contents of this publication are the copyright of the publisher and may not be reproduced (even extracts) unless prior written permission is granted. Every care has been taken to ensure the accuracy of the information contained in this publication but no liability can be accepted for any loss or damage whether direct, indirect or consequential arising out of the use of the information contained herein.

PUB MP/P8 17736 EN - January 2018

This publication supersedes publications PUB 43/P8 14785/1 EN